

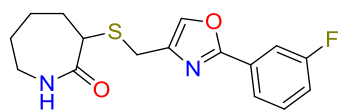
### UORSY Hippo Pathway Modulators

In normal mode, Hippo (Hpo) pathway controls proliferation and apoptosis of organ size regulatory cells. Pathological signaling and activation of the pathway may result in inflammation, tissue overgrowth, neoplasia and cancer. Mechanistically, Hippo regulates the activity of YAP and TAZ proteins, thus promoting cell proliferation and inhibiting cell death. For cancer treatment, inhibition of YAP and/or TAZ is required; for tissue regeneration, however, activation of these proteins is needed.<sup>1</sup> Considering aforementioned contradictory requirements, our library consists of three subsets:

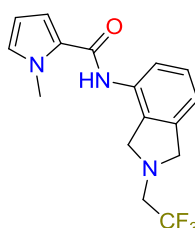
- Hippo pathway inhibitors;
- Hippo pathway activators;
- inhibitors of TEAD/YAP interaction.

Therefore, **UORSY Hippo pathway modulators** contain 2638 compounds available for ordering.

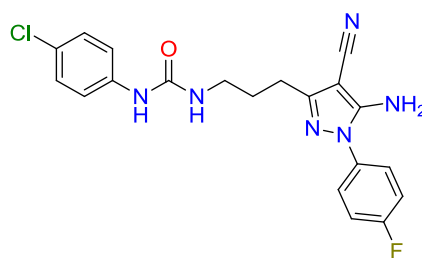
For creating the library, we employed docking based on the known protein-protein interactions involved in the pathway<sup>2,3,4</sup> against the structures from Protein Data Bank (4LGD, 5BRK, 3KYS, 3JUA, 4RE1).



PB113777040



PB2003733768



PB381758188

#### Physicochemical profiles of **UORSY Hippo pathway modulators**:

250<MW<500; 1<HbA<10; 0<HbD<4; -1<logP<9; 0<Fsp<sup>3</sup><0.8; 1<RotBonds<10; 12<TPSA<180.

**UORSY Hippo pathway modulators** are available in stock and could be delivered within 2 weeks in any customer-preferred format: as powders, dry films or DMSO solutions formatted in vials, 96 or 384-well plates. All compounds have a minimum purity of 90% assessed by <sup>1</sup>H NMR; analytical data is provided.

For more information, please contact us at [screenlibs@uorsy.com](mailto:screenlibs@uorsy.com)

<sup>1</sup>Johnson, R.; Halder, G., *Nat. Rev. Drug Discov.* **2014**, *13*, 63–79

<sup>2</sup>Ni, L.; Zheng, Y.; Hara, M.; Pan, D.; Luo, X., *Genes Dev.* **2015**, *29*, 1416–1431

<sup>3</sup>Zhou, Z.; Hu, T.; Xu, Z.; Lin, Z.; Zhang, Z.; Feng, T.; Zhu, L.; Rong, Y.; Shen, H.; Luk, J. M.; et al., *FASEB J.* **2015**, *29*, 724–732

<sup>4</sup>Ni, L.; Li, S.; Yu, J.; Min, J.; Brautigam, C. A.; Tomchick, D. R.; Pan, D.; Luo, X., *Structure* **2013**, *21*, 1757–1768