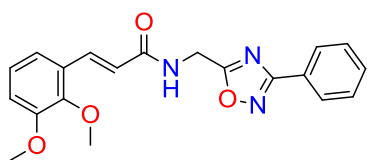


UORSY Covalent Modifiers

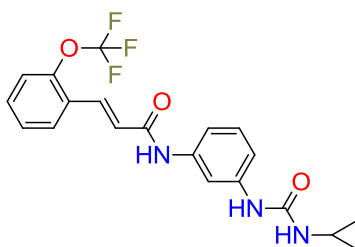
Covalent modification of enzymes or receptors is a popular tool in drug discovery. Realizing this fact we have created a set of small molecules, which contain certain functional groups/warheads and have lead-like properties. Consequently, our **covalent modifiers** library could be a starting point for target identification, imaging or inhibition.

Groups included:

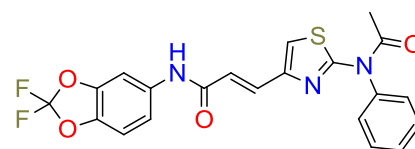
β -lactams, β -lactones, alkyl halides, halogenacetamide, acryl amides, epoxides, aziridines, Michael acceptors, vinyl derivatives, sulfonate esters, α -halo-substituted carbonyls, carbamates, thiols, rodanides, thioureas, thioketones, o-quinones, p-quinones, ketales, acetals, amidotetrazoles, disulfides, terminal acetylenes, piperazin/piperidinyl aryl ureas, sulfoalkenes, sulfonyl fluorides, dimethylsulfoniumacetyl amides, propargyl amides, isothiocyanates, activated nitriles, oxetanes, alkylamines, arylamines, bromodihydroisoxazoles, carbonylimidazoles.



PB319880010



PB365782788



PB99574755

Physicochemical profiles of **UORSY covalent fragments library**:

200<MW<500; 1<HbA<8; 0<HbD<4; -1.8<logP<5; 0<RotBonds<9; TPSA<150.

UORSY covalent fragments library is available in stock and could be delivered within 2 weeks in any customer-preferred format: as powders, dry films or DMSO solutions formatted in vials, 96 or 384-well plates. All compounds have a minimum purity of 90% assessed by ^1H NMR; analytical data is provided.

For more information, please contact us at screenlibs@uorsy.com